

EVALUATION OF STORYTELLING, DRAMA AND CREATIVITY OUTDOORS WEBINAR



Webinar host: Learning for Sustainability Scotland
Delivered by: Emily Reid, Artistic Director, Eco Drama
Ben Mali Macfadyen, Drama Artist, Eco Drama

No. of people who registered for the webinar: 100

No. of people who attended: 56

Geographical spread of attendees: Most participants were from mainland Scotland. There were also participants from Wales, Orkney and Rome.



WOW MOMENTS IN NATURE

At the beginning of the session the participants were asked to share something in nature that makes them say, "WOW!" Here are some of the comments that were given:

"The horizon at dawn and dusk."

"The wind - here in Orkney it can be quite dramatic!"

"Birds starting to nest."

"The smell of grass after it has rained."

"The vocal gymnastics of song thrushes!"

"Bluebells in the spring time."

"Magnificent colours of autumn leaves."

"The view down a mountain valley."

"The autumnal colours on trees and the sound of waves."

"Everything in nature!"

"The first blossom and bees of spring."

"The Icelandic landscape."

"The electric sound of crows murmuring at dusk beside my home."

"Hearing wild dolphins communicate, up North."

"Lightning over the hills and mountains."

GENERAL FEEDBACK FROM THE SESSION

"Many thanks, the talk was wonderful."

"Thank all - well done on your great work and thanks for sharing."

"Excellent session and one of the best online webinars I have attended this year."

"Lots of inspirational ideas. Thank you."

"Thank you very much this has been really enjoyable."

"Lovely session, thanks Ben and Emily. Long live the Scottish spirit... cannot wait to be back."

"Thank you for an inspirational session this afternoon."

"Thank you so much for the session! Feeling inspired."

"Thanks a lot, it was really wonderful!"

"This is really valuable and so lovely to hear all about your work. Creativity absolutely is key."

PLEDGES

Each participant was asked to create a pledge for their own practice. Here are some examples:

"Encourage staff in my team to use their imagination to tell a story to children outdoors."

"I pledge to create a bank of lures."

“More outdoor storytelling and linking it to what we are seeing/hearing.”

“Run an outdoor storytelling session with some teachers that I work with.”

“To appreciate nature.”

“Share the joy of storytelling outdoors with some of our local settings.”

"Start our next teacher training with a story to inspire."

"To get outside with my class at least once every day."

“Develop drama outdoors using the environment.”

“Explore storytelling outdoors for university teaching.”

“Use storytelling to spark children’s imagination and encourage imaginative play.”



WORD CLOUD

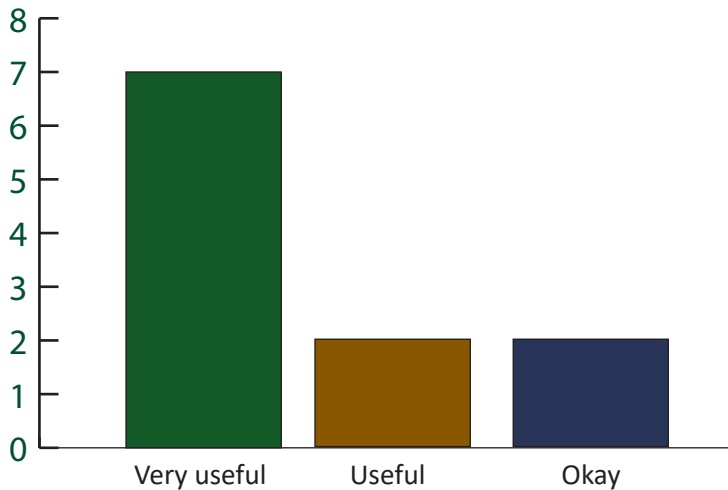
The participants were asked at the end of the webinar to share three words which described what they had gathered during the session.



EVALUATION RESULTS

After the webinar, participants were asked to complete an evaluation form. In total, 11 forms were completed. Here are the results from the completed forms that were returned.

1. Overall, how useful did you find the session?



"Inspiring, and practical ideas to take forwards."

"I thought that this was well presented and inclusive of potential educators of all ages and stages."

"Really informative and engaging. Some great ideas to further enhance our use of outdoors across curriculum."

"Well presented to give a blend of information about the project and a range of practical ideas to try out in school."

2. Will you use some of the ideas and methods explored today in your future practice?

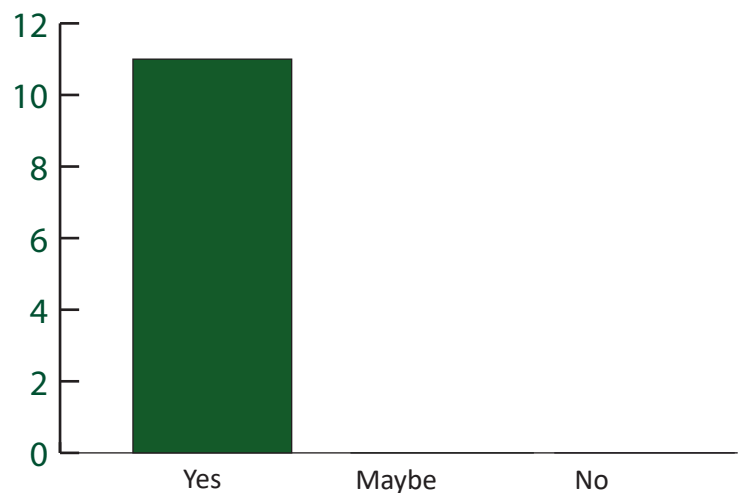
"I will try and adapt the sound map and starter activities."

"Using short introductions and phrases as starters for stories."

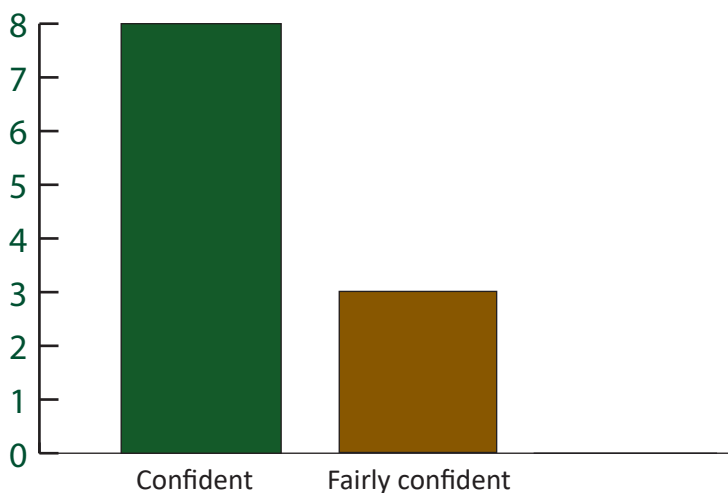
"Mapping school grounds, interconnectedness game, story starters."

"The visualisation of stories."

"Having a set of lures for storytelling."



3. How confident do you now feel in using drama and storytelling as part of your outdoor learning plans?



"The webinar helped build confidence and I'm happy giving more priority to this area in planning."

"It combines two of the most important gifts we can share with our children to help awaken that love of nature and the environment which is essential for our future, and the future of the planet."

"I have prior experience as a teacher and use of role play/ puppets to engage learners."

4. Are there any areas of today's session that you would be interested to explore in more detail?

"I'd be interested to see your approach to non-verbal storytelling, creating context without words."

"The idea of connecting learning to the seasons."

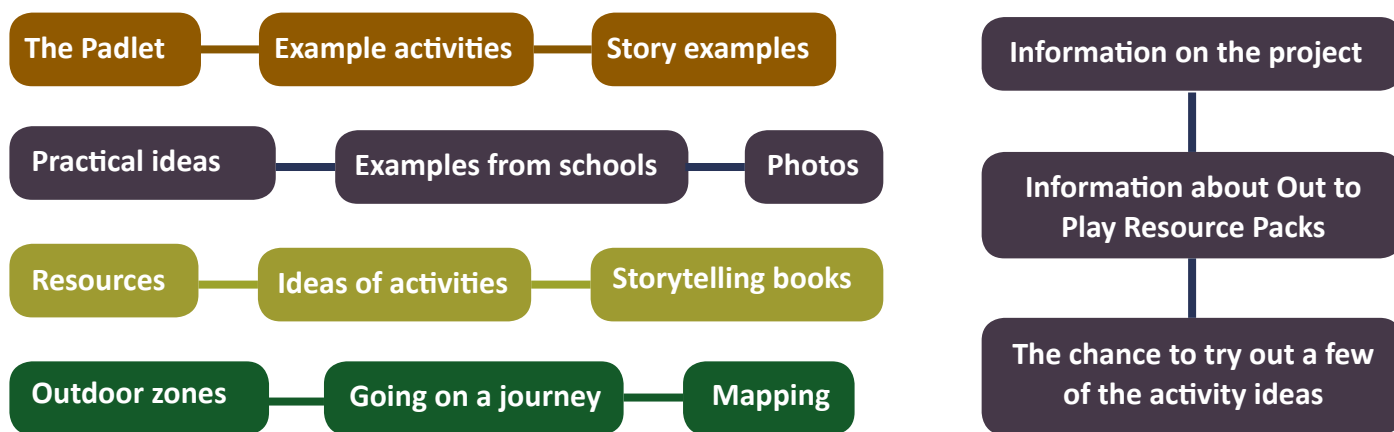
"Keen to look through all 3 resource packs and develop a range of item collections as starters for storytelling that can be shared with staff across the school."

"I'm keen to look through your reading lists."

"Yes - group storytelling."

5. What 3 things were most helpful to you from the session?

Here are some examples of the responses given:



6. Any more comments about the session and/or session facilitators?

"Thank you for a refreshing experience. Please keep enthusing young and old."

"I very much enjoyed the session."

"I would have liked more input regarding drama."

"The facilitators were very enthusiastic about their work."

"Very well run session."

"Session was very well organised. Managed to get through a lot in quite a short space of time."

"Hearing from staff who were fully involved in the project firsthand was great."

"Thank you, very enjoyable."

"Having the chance to read more on the website and view sample resource packs after the event was worthwhile."

"It would be great to have a session specifically for Special Schools."

